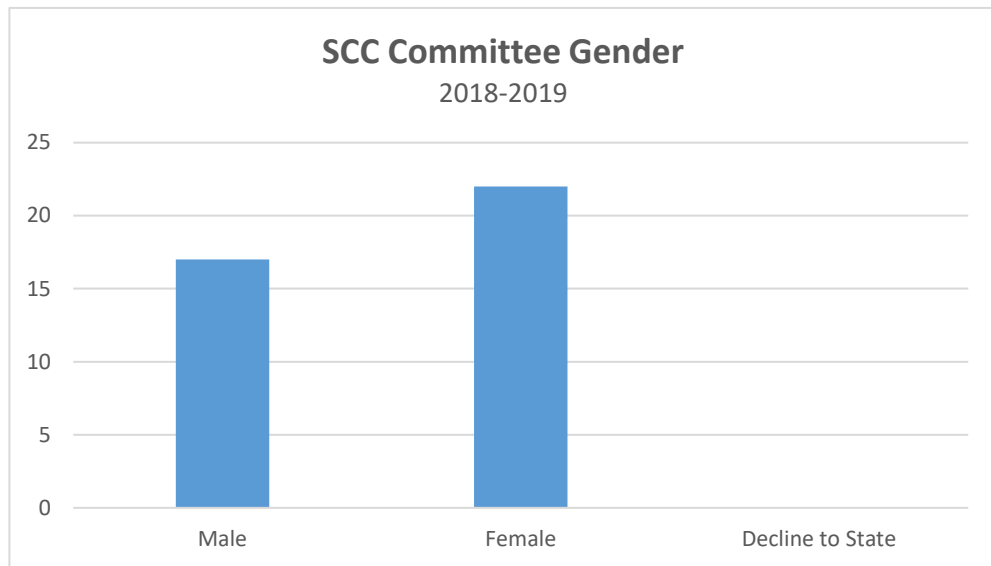
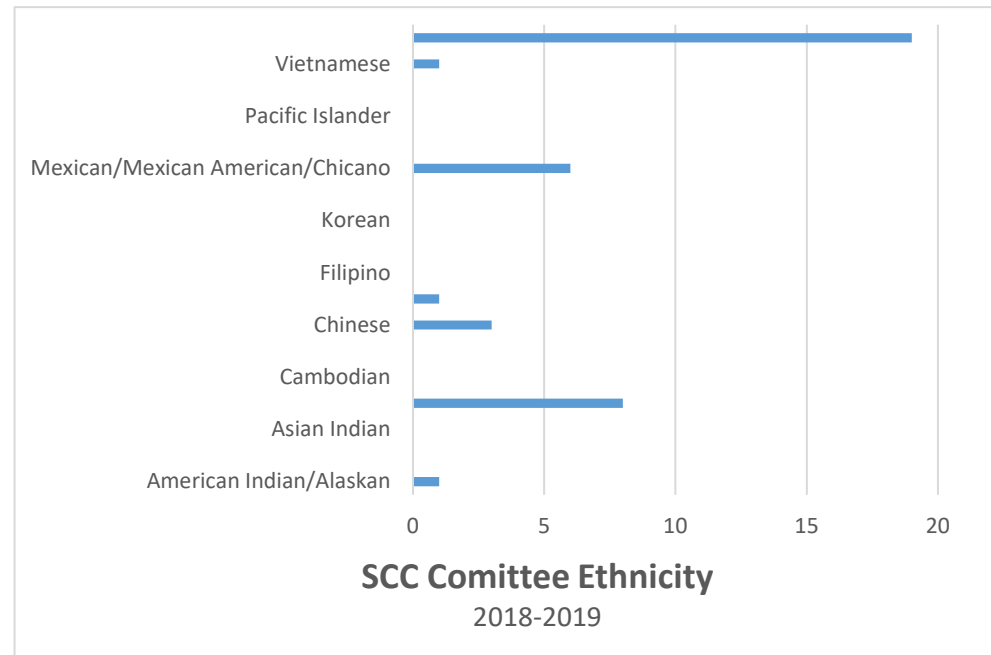


Committee Ethnicity	Total
American Indian/Alaskan	1
Asian	0
Asian Indian	0
Black/African American	8
Cambodian	0
Central American	0
Chinese	3
Declined to State	1
Filipino	0
Japanese	0
Korean	0
Laotian	0
Mexican/Mexican American/Chicano	6
Other	0
Pacific Islander	0
South American	0
Vietnamese	1
White	19

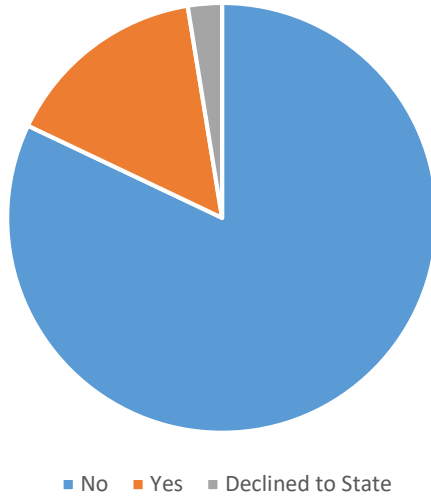
Committee Hispanic/Latino	Total
No	32
Yes	6
Declined to State	1

Committee Gender	Total
Male	17
Female	22
Decline to State	0

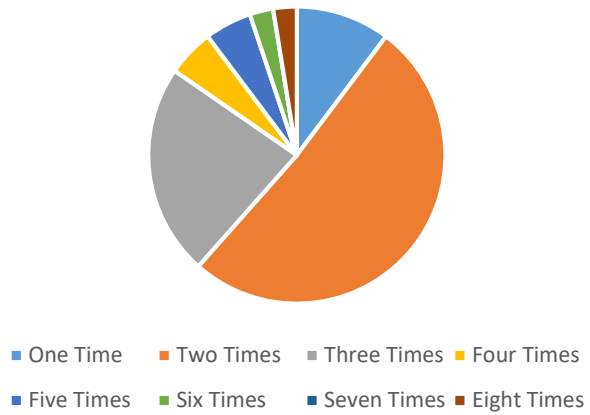
Committee Participation	Total
One Time	4
Two Times	20
Three Times	9
Four Times	2
Five Times	2
Six Times	1
Seven Times	0
Eight Times	1



SCC Committee Hispanic/Latino
2018-2019



SCC Committee Paticipation
2018-2019

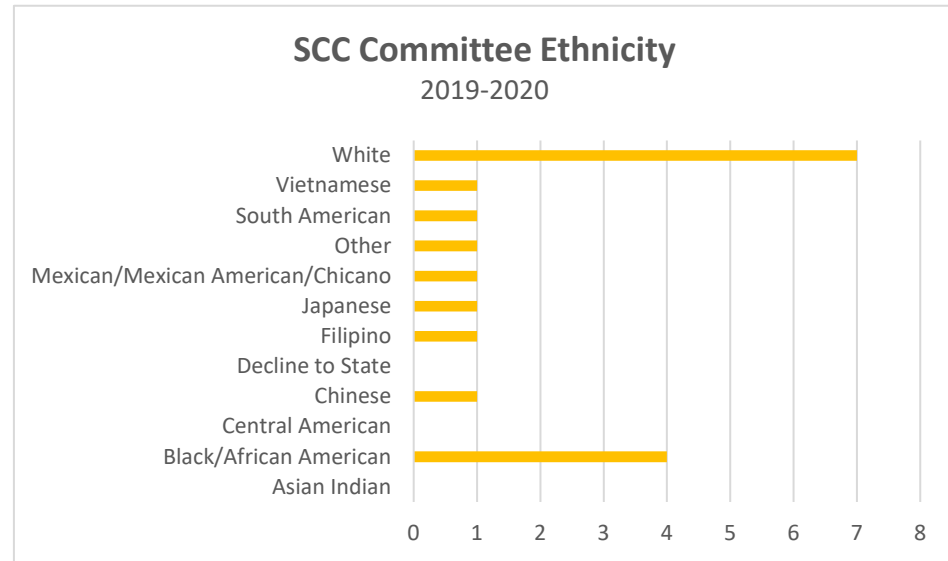


Committee Ethnicity	Total
Asian Indian	0
Black/African American	4
Central American	0
Chinese	1
Decline to State	0
Filipino	1
Japanese	1
Mexican/Mexican American/Chicano	1
Other	1
South American	1
Vietnamese	1
White	7

Committee Hispanic/Latino	Total
No	35
Yes	2

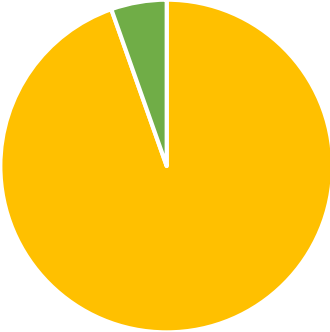
Committee Gender	Total
Male	17
Female	20

Committee Participation	Total
One Time	33
Two Times	2
Three Times	1
Four Times	1



SCC Committee Hispanic/Latino

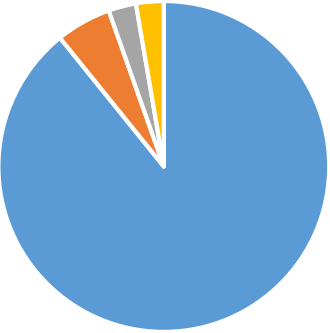
2019-2020



No Yes

SCC Committee Participation

2019-2020



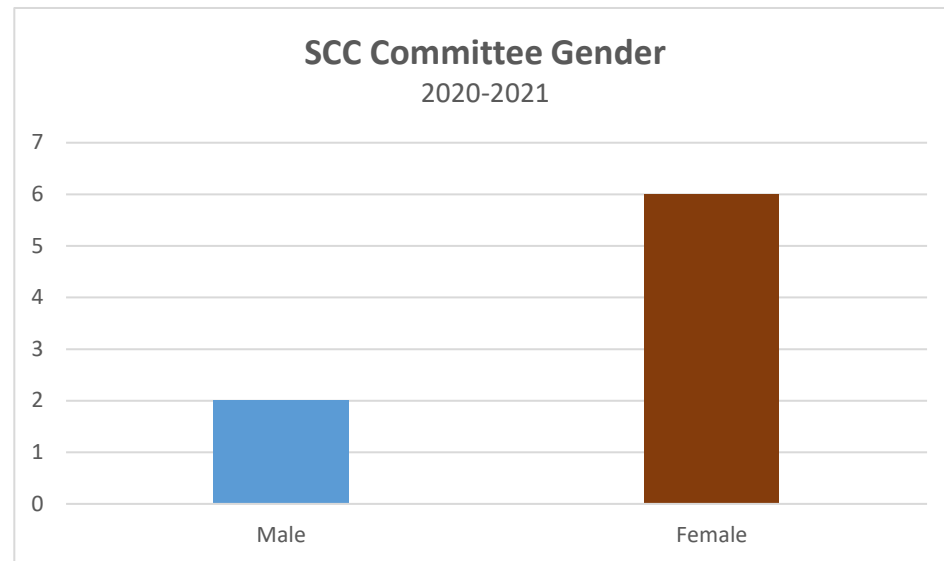
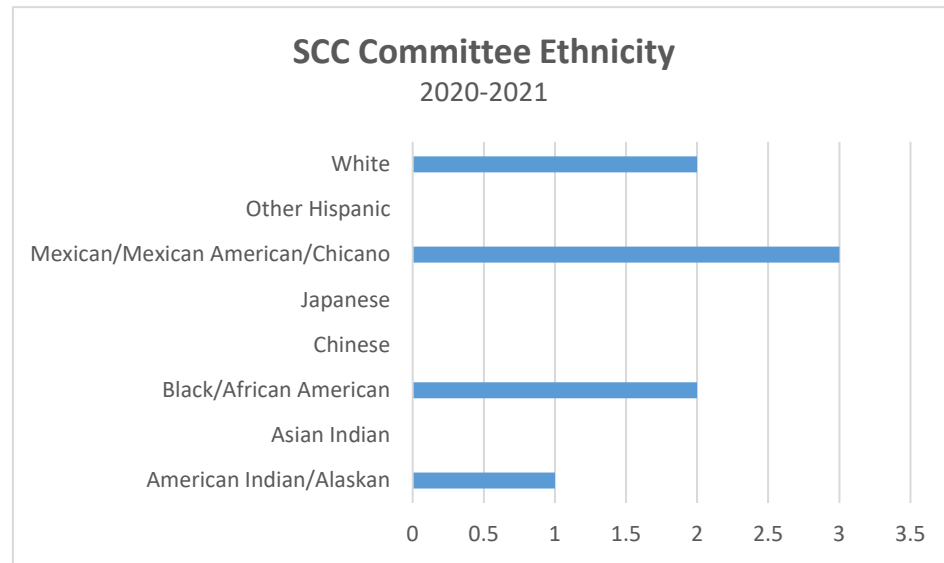
One Time Two Times Three Times Four Times

Committee Ethnicity	Total
American Indian/Alaskan	1
Asian Indian	0
Black/African American	2
Chinese	0
Japanese	0
Mexican/Mexican American/Chicano	3
Other Hispanic	0
White	2

Committee Hispanic/Latino	Total
No	5
Yes	3

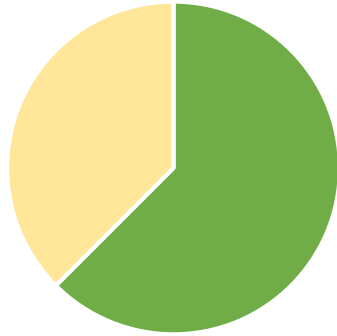
Committee Gender	Total
Male	2
Female	6

Committee Participation	Total
One Time	5
Two Times	3
Three Times	0
Four Times	0
Five Times	0



SCC Committee Hispanic/Latino

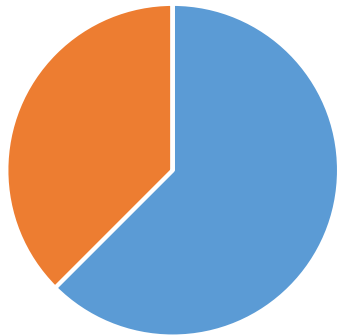
2020-2021



■ No ■ Yes

SCC Committee Participation

2020-2021



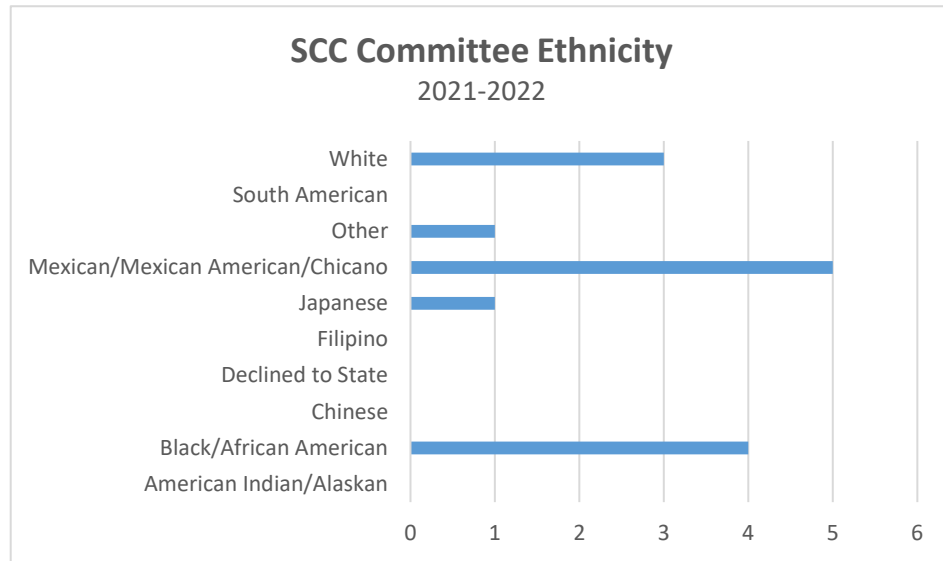
■ One Time ■ Two Times ■ Three Times ■ Four Times ■ Five Times

Committee Ethnicity	Total
American Indian/Alaskan	0
Black/African American	4
Chinese	0
Declined to State	0
Filipino	0
Japanese	1
Mexican/Mexican American/Chicano	5
Other	1
South American	0
White	3

Committee Hispanic/Latino	Total
No	9
Yes	5
Declined to State	0

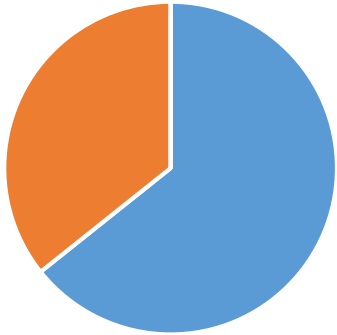
Committee Gender	Total
Male	6
Female	8
Declined to State	0

Committee Participation	Total
One Time	12
Two Times	2



SCC Committee Hispanic/Latino

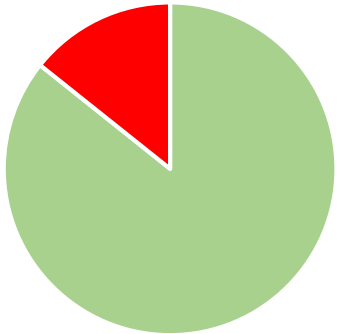
2021-2022



■ No ■ Yes ■ Declined to State

SCC Committee Participation

2021-2022



■ One Time ■ Two Times